

BRAMAH SECURITY EQUIPMENT LIMITED

Marylebone – London – Sales Office and Factory Outlet (LONDON WEST END)

31 Oldbury Place, London, England, W1U 5PT
Telephone +44 (0)844 482 2034 Facsimile +44 (0)20 7935 2779
Email:lock.sales@bramah.co.uk Web: www.bramah.co.uk

Romford – Essex – Factory Shop and Manufacturing Site (LONDON EAST END)

19 Danes Road, Romford, Essex, RM7 0HL
Telephone +44 (0)8080 027262 Facsimile +44 (0)1708 768825
Email:manufacturing@bramah.co.uk Web: www.bramah.co.uk

The Bramah lock mechanism is 227 years old this year.

WORLD PRICE LIST **From – 28th February 2011**

Prices For

Examples of the Most Popular Bramah Lock Sets

2 - 10

Hours of Business

*Marylebone – Sales Office and Trade Counter -Monday to Friday 8.30am to 5.30pm
Saturday 9.00am to 1.00pm*

*Romford – Factory Shop – Monday to Friday only 8.00am to 4.00pm
Earlier or Saturday by arrangement.*

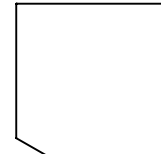
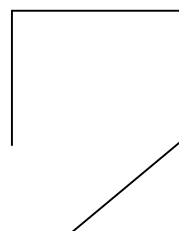
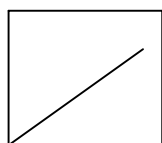
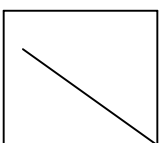
Handing Of Products

Right=1

Left=2

Right=3

Left=4



Bramah Security Equipment Ltd - 31 Oldbury Place, London W1U 5PT

BRAMAH PRODUCT RANGE - EXAMPLES OF THE MOST POPULAR LOCK SETS

Retail Price List Not Including VAT From 28th February 2011

		RRP £				
		Brass	SCP	PC	BMA / Nickel	Black
RIM CYLINDERS FOR FRONT DOORS						
Option 1.1.71.IN - Rim Cylinder For Front Doors		<i>Stock</i>	<i>Stock</i>	<i>Stock</i>	<i>Stock</i>	<i>Order</i>
Deadbolt is automatically thrown when door closes and withdrawn by pull lever inside or key outside. Handle is locked by an extra turn of the key from outside. Bolt can be held back by turnsnib on the side of the case.						
*** SHOWROOM DISPLAY ***						
1 C17		68.46	68.46	68.46	74.10	74.10
1 Victorian Door Pull		10.65	10.65	10.65	10.65	10.65
1 Ingersoll Conversion Kit		13.31	13.31	13.31	13.31	13.31
1 Ingersoll Nightlatch Without Staple RA71		63.44	63.44	63.44	203.57	203.57
1 Plain Door In Staple		40.02	40.02	40.02	75.63	75.63
		195.88	195.88	195.88	377.26	377.26
2 C37 Keys		22.04	22.04	22.04	22.04	22.04
		217.92	217.92	217.92	399.30	399.30
Option 1.1.73.IN - Rim Cylinder For Front Doors		<i>Stock</i>	<i>Stock</i>	<i>Stock</i>	<i>Stock</i>	<i>Order</i>
Deadbolt is automatically thrown when door closes and withdrawn by pull lever inside or key outside. Bolt can be held back by turnsnib on the side of the case.						
*** SHOWROOM DISPLAY ***						
1 C17		68.46	68.46	68.46	74.10	74.10
1 Door Pull		10.65	10.65	10.65	10.65	10.65
1 Ingersoll Conversion Kit		13.31	13.31	13.31	13.31	13.31
1 Ingersoll Nightlatch Without Staple RA73		63.44	63.44	63.44	203.57	203.57
1 Plain Door In Staple		40.02	40.02	40.02	75.63	75.63
		195.88	195.88	195.88	377.26	377.26
2 C37 Keys		22.04	22.04	22.04	22.04	22.04
		217.92	217.92	217.92	399.30	399.30
OPTION 1.4	Bramah Rim Cylinder to be used with Yale 706 (40mm backset) , 77 (60mm backset), 99Z (60mm backset)	<i>Order</i>	<i>Order</i>	<i>N/A</i>	<i>N/A</i>	<i>Order</i>
Deadbolt is automatically thrown when door closes and is withdrawn by turning handle inside or key outside. Non-deadlocking.						
						99Z
1 C17		68.46	68.46			74.10
1 Door Pull		10.65	10.65			10.65
1 Yale 706,77,99Z		37.92	21.56			21.46
1 Plain Door In Staple						
		117.03	100.67			106.21
2 C37 Keys		22.04	22.04			22.04
		139.07	122.71			128.25

Bramah Security Equipment Ltd - 31 Oldbury Place, London W1U 5PT

BRAMAH PRODUCT RANGE - EXAMPLES OF THE MOST POPULAR LOCK SETS

Retail Price List Not Including VAT From 28th February 2011

		RRP £				
		Brass	SCP	PC	BMA / Nickel	Black
RIM CYLINDERS FOR FRONT DOORS TO WORK WITH DOOR ENTRY SYSTEMS						
Option 2.1.71.IN - Rim Cylinder For Front Doors With Electric Release		<i>Order</i>	<i>Stock</i>	<i>Order</i>	<i>Order</i>	<i>Order</i>
1 C17		68.46	68.46	68.46	74.10	74.10
1 Door Pull		10.65	10.65	10.65	10.65	10.65
1 Ingersoll Conversion Kit		13.31	13.31	13.31	13.31	13.31
1 Ingersoll Nightlatch Without Staple RA71		63.44	63.44	63.44	203.57	203.57
1 Bramah 976 12VAC Fail Locked Electric Release		576.80	576.80	576.80	576.80	576.80
		732.66	732.66	732.66	878.43	878.43
2 C37 Keys		22.04	22.04	22.04	22.04	22.04
		754.70	754.70	754.70	900.47	900.47
Option 2.1.73.IN - Rim Cylinder For Front Doors With Electric Release		<i>Order</i>	<i>Stock</i>	<i>Order</i>	<i>Order</i>	<i>Order</i>
1 C17		68.46	68.46	68.46	74.10	74.10
1 Door Pull		10.65	10.65	10.65	10.65	10.65
1 Ingersoll Conversion Kit		13.31	13.31	13.31	13.31	13.31
1 Ingersoll Nightlatch Without Staple RA73		63.44	63.44	63.44	203.57	203.57
1 Bramah 976 12VAC Fail Locked Electric Release		576.80	576.80	576.80	576.80	576.80
		732.66	732.66	732.66	878.43	878.43
2 C37 Keys		22.04	22.04	22.04	22.04	22.04
		754.70	754.70	754.70	900.47	900.47
OPTION 2.3	Bramah Rim Cylinder to be used with CISA Rim Electric Lock (100mm backset) For Wooden Doors	<i>Stock</i>	<i>Stock</i>	<i>Order</i>	<i>Stock</i>	<i>Order</i>
	Deadbolt is automatically thrown when door closes. Released from outside by key or inside by Manual exit button at door or Door Entry system.					
	*** SHOWROOM DISPLAY ***					
1 C17		68.46	68.46	68.46	74.10	74.10
1 CISA Electric Lock 12vAC 1.25A - <i>Finish Grey Only (Note an additional power supply often needed) - Option 1 or 2</i>		68.82	68.82	68.82	68.82	68.82
		137.28	137.28	137.28	142.92	142.92
2 C37 Keys		22.04	22.04	22.04	22.04	22.04
		159.32	159.32	159.32	164.96	164.96
ALUMINIUM and UVPC MORTICE DOOR LOCKS						
OPTION 3.1	Bramah 22mm Profile Cylinder to be used with Adams Rite. Suitable for use on Narrow Style shopfronts and doors - Nickel Finish Only	<i>N/A</i>	<i>Stock</i>	<i>N/A</i>	<i>N/A</i>	<i>N/A</i>
	*** SHOWROOM DISPLAY ***					
1 CP27			94.98			
1 Adams Rite Hookbolt Deadbolt			27.00			
1 Flat Faceplate						
1 Mounting Bridge Set			6.48			
1 7541 - Pickersgill - Kaye L8130 - 758 Double Escutcheons			38.90			
			167.36			
2 C37 Keys			22.04			
			189.40			

Bramah Security Equipment Ltd - 31 Oldbury Place, London W1U 5PT

BRAMAH PRODUCT RANGE - EXAMPLES OF THE MOST POPULAR LOCK SETS

Retail Price List Not Including VAT From 28th February 2011		RRP £				
OPTION	Product Description	Brass <i>Order</i>	SCP <i>Stock</i>	PC <i>N/A</i>	BMA / Nickel <i>Order</i>	Black <i>N/A</i>
OPTION 3.2	NS27 Mortice Deadlock. - Metal Doors - Deadlock operated from outside and inside. For use on Narrow Metal Doors. Can be used on timber doors. *** SHOWROOM DISPLAY ***					
	1 NS27 Standard Flat Forend, European Bolt	116.69	116.69		116.69	
	1 P011/26 Sliding Escutcheon	11.75	11.75		11.75	
	1 P011/27 Plain Escutcheon	7.86	7.86		7.86	
	1 P001/75 Fixing Block Set (Includes plates for lock and escutcheons)	6.79	6.79		6.79	
		143.09	143.09		143.09	
	2 C37 Keys	22.04	22.04		22.04	
		165.13	165.13		165.13	
OPTION 3.3	VNS27 Hook Lock - Metal Doors - Hooklock operated from outside and inside. For use on Very Narrow Style Doors. Can be used on Timber doors. *** SHOWROOM DISPLAY ***	<i>Order</i>	<i>Stock</i>	<i>N/A</i>	<i>Order</i>	<i>N/A</i>
	1 VNS27	152.44	152.44		152.44	
	1 P011/26 Sliding Escutcheon	11.75	11.75		11.75	
	1 P011/27 Plain Escutcheon	7.86	7.86		7.86	
	1 P001/75 Fixing Block Set (Includes plates for lock and escutcheons)	6.79	6.79		6.79	
		178.84	178.84		178.84	
	2 C37 Keys	22.04	22.04		22.04	
		200.88	200.88		200.88	
OPTION 3.4	Bramah Screw Cylinder to be used with Adams Rite - Metal Doors	<i>N/A</i>	<i>Stock</i>	<i>N/A</i>	<i>N/A</i>	<i>N/A</i>
	1 Pair of C17SI		149.42			
	1 Adams Rite Hookbolt Deadbolt		27.00			
	1 Flat Faceplate		0.00			
	1 Mounting Bridge Set		6.48			
			182.90			
	2 C37 Keys		22.04			
			204.94			
OPTION 3.5	NS17 Mortice Deadlock. - Metal Doors - Deadlock operated from outside and inside. For use on Narrow Metal Doors. Can be used on timber doors.	<i>Order</i>	<i>Stock</i>	<i>N/A</i>	<i>Order</i>	<i>N/A</i>
	1 NS17 Standard Flat Forend, European Bolt	98.92	98.92		98.92	
	1 P011/26 Sliding Escutcheon	11.75	11.75		11.75	
	1 P001/75 Fixing Block Set (Includes plates for lock and escutcheons)	7.86	7.86		7.86	
		118.53	118.53		118.53	
	2 C37 Keys	22.04	22.04		22.04	
		140.57	140.57		140.57	

Bramah Security Equipment Ltd - 31 Oldbury Place, London W1U 5PT

BRAMAH PRODUCT RANGE - EXAMPLES OF THE MOST POPULAR LOCK SETS

Retail Price List Not Including VAT From 28th February 2011

		RRP £					
		Brass	SCP	PC	BMA / Nickel	Black	
MORTICE SASH FRONT DOOR LOCKS (Modern European Style)							
OPTION 4.1	Bramah 22mm Profile Cylinder to be used with Mortice Nightlatch c/w anti thrust bolts From Outside - Fixed dead knob, opened by key From Inside- Lever handle retracts latch bolt *** SHOWROOM DISPLAY *** 1 Bramah CP17 Single Sided Cylinder. Nickel. 1 Glutz 4838.000.13 60mm keyway backset. SSS. 1 Glutz 4011.012.13. Flat Striking Plate. SSS. 1 Glutz 5825/50 - 5620CK External Ball Knob on Rose. SSS. 1 Glutz 5064/5620C. Internal Lever Handle. SSS. 1 Glutz 5911 Spindle 1 Glutz 5380C/RZ 22mm dia.Cylinder Rose . 8mm Thickness. SSS. 2 C37 Keys	N/A	Stock	N/A	N/A	N/A	69.84 32.69 57.50 26.13 6.91 12.08 205.15 22.04 227.19
OPTION 4.2	Bramah 22mm Profile Cylinder to be used with Mortice Nightlatch c/w with deadbolt and anti thrust bolt From Outside - Fixed dead knob, opened by key From Inside- Lever handle retracts latch. Cylinder retracts deadbolt. 1 Bramah CP27 Double Sided Cylinder. Nickel. 1 Glutz 4839.000.13 60mm keyway backset. SSS. 1 Glutz 4011.012.13. Flat Striking Plate. SSS. 1 Glutz 5825/50 - 5620CK External Ball Knob on Rose. SSS. 1 Glutz 5064/5620C. Internal Lever Handle. SSS. 1 Glutz 5911 Spindle 1 Glutz 5380C/RZ 22mm dia.Cylinder Rose . 8mm Thickness. SSS. 2 C37 Keys	N/A	Stock	N/A	N/A	N/A	94.98 36.28 57.50 26.13 6.91 12.08 233.88 22.04 255.92
OPTION 4.3	Bramah 22m Profile Cylinder to be used with Mortice Nightlatch c/w with deadbolt and anti thrust bolt From Outside - Fixed dead knob on armoured backplate opened by key From Inside- Lever handle on backplate retracts latch. Cylinder retracts deadbolt. 1 Bramah CP27 Double Sided Cylinder. Nickel. 1 Glutz 4839.000.13 60mm keyway backset. SSS. 1 Glutz 4011.012.13. Flat Striking Plate. SSS. 1 Glutz 5465S/5467 SSS 250 * 55mm armoured external backplate c/w fixed dead ball knob & internal bolt fixed plate RZ, 74mm centres. 1 Glutz 5064 Internal Lever Handle. SSS. 1 Glutz 5911 Spindle 2 C37 Keys	N/A	Order	N/A	N/A	N/A	94.98 36.28 315.75 27.22 6.91 481.14 22.04 503.18

Bramah Security Equipment Ltd - 31 Oldbury Place, London W1U 5PT

BRAMAH PRODUCT RANGE - EXAMPLES OF THE MOST POPULAR LOCK SETS

Retail Price List Not Including VAT From 28th February 2011

		RRP £				
		Brass	SCP	PC	BMA / Nickel	Black
MORTICE NIGHTLATCH FRONT DOOR LOCKS (UK Style)						
OPTION 5.1	<p>Bramah 22mm Profile Cylinder to be used with Mortice Sashlock c/w deadbolt (Brass Finish) Latchbolt to spring by cylinder from either side. Bolt withdrawn by lever or knob from inside. For additional security, deadbolt operated by key from either side. Door requires a Centre Knob to pull close.</p> <p>1 Bramah CP27 Double Sided Cylinder 1 P011/40 50mm Diameter. 3mm thick. 22mm Profile Escutcheons. 1 KP7010 (57mm or 82mm backset with 51mm centres) 1 Victorian Handle - Guide Price Only 1 Spindle</p> <p>2 C37 Keys</p>	Order	Order	N/A	N/A	N/A
		94.98	94.98			
		17.33	17.33			
		38.79	38.79			
		37.50	37.50			
		3.50	3.50			
		192.10	192.10			
		22.04	22.04			
		214.14	214.14			
OPTION 5.2	<p>Bramah 22mm Profile Cylinder to be used with a <u>Horizontal</u> Mortice Sashlock c/w deadbolt (Brass Finish) Latchbolt to spring only, operated by cylinder outside and knob inside. For additional security, deadbolt operated by key from either side. <u>Door requires a Centre Knob to pull close.</u></p> <p>1 Bramah CP27 Double Sided Cylinder 2 P011/40 50mm Diameter. 3mm thick. 22mm Profile Escutcheons. 1 KP7018 (57mm backset) 1 Victorian Knob - Guide Price Only 1 Spindle</p> <p>2 C37 Keys</p>	Order	Order	N/A	N/A	N/A
		94.98	94.98			
		34.66	34.66			
		60.61	60.61			
		37.50	37.50			
		3.50	3.50			
		231.25	231.25			
		22.04	22.04			
		253.29	253.29			
OPTION 5.3	<p>Bramah 22mm Profile Cylinder to be used with Escape Mortice Nightlatch Kaye Latchbolt to spring by cylinder from outside. With handle from inside. With Snib. <u>Door requires a Centre Knob to pull close.</u></p> <p>1 Bramah CP17 Double Sided Cylinder 1 P011/40 50mm Diameter. 3mm thick. 22mm Profile Escutcheons. 1 B8005 Bramah Kaye without snib (57mm backset with 50.3mm centres) 1 Handle of Choice - Guide Price Only</p> <p>2 C37 Keys</p>	Stock	Stock	N/A	N/A	N/A
		69.84	69.84			
		17.33	17.33			
		83.60	82.08			
		55.00	55.00			
		225.77	224.25			
		22.04	22.04			
		247.81	246.29			
OPTION 5.4	<p>Bramah 22mm Profile Cylinder to be used with Escape Mortice Nightlatch 3R35 Latchbolt to spring by cylinder from either side. With Snib. <u>Door requires a Centre Knob to pull close.</u></p> <p>1 Bramah CP17 Double Sided Cylinder 1 P011/40 50mm Diameter. 3mm thick. 22mm Profile Escutcheons. 1 McGill 3R35X 1 3R35 Handle</p> <p>2 C37 Keys</p>	Stock	Stock	N/A	Order	N/A
		69.84	69.84		69.84	
		17.33	17.33		17.33	
		194.74	194.74		194.74	
		76.97	76.97		76.97	
		358.88	358.88		358.88	
		22.04	22.04		22.04	
		380.92	380.92		380.92	

Bramah Security Equipment Ltd - 31 Oldbury Place, London W1U 5PT

BRAMAH PRODUCT RANGE - EXAMPLES OF THE MOST POPULAR LOCK SETS

Retail Price List Not Including VAT From 28th February 2011

		RRP £				
		Brass	SCP	PC	BMA / Nickel	Black
FRONT DOOR MORTICE DEADLOCKS FOR WOODEN DOORS - Insurance Approved						
OPTION 6.1	MDD27 mortice deadlock. - Timber doors					
	Deadlock operated by key from outside and inside. For use with 25mm (1") door stops.	<i>Stock</i>	<i>Stock</i>	<i>Order</i>	<i>Stock</i>	<i>Order</i>
	BS3621:2007 equivalent ***SHOWROOM DISPLAY **					
	1 MDD27 with Long Forend, European Bolt	116.69	116.69	116.69	116.69	116.69
	1 P001/02 Locking Plate	12.98	12.98	12.98	12.98	12.98
	1 P011/26 Sliding Escutcheon	11.75	11.75	11.75	11.75	11.75
	1 P011/27 Plain Escutcheon	7.86	7.86	7.86	7.86	7.86
		149.28	149.28	149.28	149.28	149.28
	2 C37 Keys	22.04	22.04	22.04	22.04	22.04
		171.32	171.32	171.32	171.32	171.32
OPTION 6.2	MDD17K mortice deadlock. - Timber doors	<i>Stock</i>	<i>Stock</i>	<i>Order</i>	<i>Stock</i>	<i>Order</i>
	Deadlock operated from outside and knob inside. For use with 25mm (1") door stops.					
	BS8621:2007 equivalent ***SHOWROOM DISPLAY **					
	1 MDD17K with Long Forend, European Bolt	145.37	145.37	145.37	145.37	145.37
	1 P001/02 Locking Plate	12.98	12.98	12.98	12.98	12.98
	1 P011/26 Sliding Escutcheon	11.75	11.75	11.75	11.75	11.75
		170.10	170.10	170.10	170.10	170.10
	2 C37 Keys	22.04	22.04	22.04	22.04	22.04
		192.14	192.14	192.14	192.14	192.14
OPTION 6.3	MD27 mortice deadlock. - Timber doors	<i>Stock</i>	<i>Stock</i>	<i>Order</i>	<i>Stock</i>	<i>Order</i>
	Deadlock operated by key from outside and inside. For use with 13mm (1/2") door stops.					
	BS3621:2007 equivalent ***SHOWROOM DISPLAY **					
	1 MD27 with Long Forend, European Bolt	116.69	116.69	116.69	116.69	116.69
	1 P001/02 Locking Plate	12.98	12.98	12.98	12.98	12.98
	1 P011/26 Sliding Escutcheon	11.75	11.75	11.75	11.75	11.75
	1 P011/27 Plain Escutcheon	7.86	7.86	7.86	7.86	7.86
		149.28	149.28	149.28	149.28	149.28
	2 C37 Keys	22.04	22.04	22.04	22.04	22.04
		171.32	171.32	171.32	171.32	171.32
OPTION 6.4	MD17K mortice deadlock. - Timber doors	<i>Stock</i>	<i>Stock</i>	<i>Order</i>	<i>Stock</i>	<i>Order</i>
	Deadlock operated from outside and knob inside. For use with 13mm (1/2") door stops.					
	BS8621:2007 equivalent ***SHOWROOM DISPLAY **					
	1 MD17K with Long Forend, European Bolt	145.37	145.37	145.37	145.37	145.37
	1 P001/02 Locking Plate	12.98	12.98	12.98	12.98	12.98
	1 P011/26 Sliding Escutcheon	11.75	11.75	11.75	11.75	11.75
		170.10	170.10	170.10	170.10	170.10
	2 C37 Keys	22.04	22.04	22.04	22.04	22.04
		192.14	192.14	192.14	192.14	192.14
OPTION 6.5	NS27W mortice deadlock. - Timber doors	<i>Stock</i>	<i>Stock</i>	<i>Order</i>	<i>Stock</i>	<i>Order</i>
	Deadlock operated by key from outside and inside.					
	BS3621 Equivalent					
	1 NS27W with Long Forend, European Bolt	116.69	116.69	116.69	116.69	116.69
	1 P001/02 Locking Plate	12.98	12.98	12.98	12.98	12.98
	1 P011/26 Sliding Escutcheon	11.75	11.75	11.75	11.75	11.75
	1 P011/27 Plain Escutcheon	7.86	7.86	7.86	7.86	7.86
		149.28	149.28	149.28	149.28	149.28
	2 C37 Keys	22.04	22.04	22.04	22.04	22.04
		171.32	171.32	171.32	171.32	171.32

Bramah Security Equipment Ltd - 31 Oldbury Place, London W1U 5PT

BRAMAH PRODUCT RANGE - EXAMPLES OF THE MOST POPULAR LOCK SETS

Retail Price List Not Including VAT From 28th February 2011

		RRP £				
		Brass <i>Stock</i>	SCP <i>Stock</i>	PC <i>Order</i>	BMA / Nickel <i>Stock</i>	Black <i>Order</i>
OPTION 6.6	NS17KW mortice deadlock. - Timber doors Deadlock operated from outside and knob inside. BS8621 equivalent 1 NS17KW European Bolt 1 P001/02 Locking Plate 1 P011/26 Sliding Escutcheon 2 C37 Keys	145.37 12.98 11.75 170.10 22.04 192.14	145.37 12.98 11.75 170.10 22.04 192.14	145.37 12.98 11.75 170.10 22.04 192.14	145.37 12.98 11.75 170.10 22.04 192.14	145.37 12.98 11.75 170.10 22.04 192.14
OPTION 6.7	VNS27W mortice deadlock. - Timber doors Deadlock operated by key from outside and inside. 1 VNS27W 1 P001/74 Locking Plate 1 P011/26 Sliding Escutcheon 1 P011/27 Plain Escutcheon 2 C37 Keys	<i>Stock</i> 152.44 22.04 11.75 7.86 194.09 22.04 216.13	<i>Stock</i> 152.44 22.04 11.75 7.86 194.09 22.04 216.13	<i>Order</i> 152.44 22.04 11.75 7.86 194.09 22.04 216.13	<i>Stock</i> 152.44 22.04 11.75 7.86 194.09 22.04 216.13	<i>Order</i> 152.44 22.04 11.75 7.86 194.09 22.04 216.13
OPTION 6.8	MDD17 mortice deadlock. - Timber doors Deadlock operated from one side only . For use with 25mm (1") door stops. BS3621:2007 equivalent 1 MDD17 with Long Forend, European Bolt 1 P001/02 Locking Plate 1 P011/26 Sliding Escutcheon 2 C37 Keys	<i>Stock</i> 98.92 12.98 11.75 123.65 22.04 145.69	<i>Stock</i> 98.92 12.98 11.75 123.65 22.04 145.69	<i>Order</i> 98.92 12.98 11.75 123.65 22.04 145.69	<i>Stock</i> 98.92 12.98 11.75 123.65 22.04 145.69	<i>Order</i> 98.92 12.98 11.75 123.65 22.04 145.69
OPTION 6.9	MD17 mortice deadlock. - Timber doors Deadlock operated by key from one side only. For use with 13mm (1/2") door stops. BS3621:2007 equivalent 1 MD17 with Long Forend, European Bolt 1 P001/02 Locking Plate 1 P011/26 Sliding Escutcheon 2 C37 Keys	<i>Stock</i> 98.92 12.98 11.75 123.65 22.04 145.69	<i>Stock</i> 98.92 12.98 11.75 123.65 22.04 145.69	<i>Order</i> 98.92 12.98 11.75 123.65 22.04 145.69	<i>Stock</i> 98.92 12.98 11.75 123.65 22.04 145.69	<i>Order</i> 98.92 12.98 11.75 123.65 22.04 145.69
OPTION 6.10	NS17W mortice deadlock. - Timber doors (Best Buy- Which Magazine) Deadlock operated by key from one side only BS3621:2007 Equivalent 1 NS17W with Long Forend, European Bolt 1 P001/02 Locking Plate 1 P011/26 Sliding Escutcheon 2 C37 Keys	<i>Stock</i> 98.92 12.98 11.75 123.65 22.04 145.69	<i>Stock</i> 98.92 12.98 11.75 123.65 22.04 145.69	<i>Order</i> 98.92 12.98 11.75 123.65 22.04 145.69	<i>Stock</i> 98.92 12.98 11.75 123.65 22.04 145.69	<i>Order</i> 98.92 12.98 11.75 123.65 22.04 145.69

Bramah Security Equipment Ltd - 31 Oldbury Place, London W1U 5PT

BRAMAH PRODUCT RANGE - EXAMPLES OF THE MOST POPULAR LOCK SETS

Retail Price List Not Including VAT From 28th February 2011

		RRP £				
		Brass <i>Stock</i>	SCP <i>Stock</i>	PC <i>N/A</i>	BMA / Nickel <i>N/A</i>	Black <i>N/A</i>
OPTION 6.11	CP27 with Bramah - Kaye Mortice Deadlock					
	1 Bramah CP27 Double Sided Cylinder	94.98	94.98			
	1 B8002 - Bramah Kaye (57mm backset)	47.66	47.66			
	2 P014/13 50mm Diameter Profile Escutcheons	34.66	34.66			
		177.30	177.30			
	2 C37 Keys	22.04	22.04			
		199.34	199.34			
OPTION 6.12	CP27 with Imperial Mortice Deadlock (Union Replacement)	<i>Order</i>	<i>Order</i>	<i>N/A</i>	<i>N/A</i>	<i>N/A</i>
	1 Bramah CP27 Double Sided Cylinder	94.98	94.98			
	1 Imperial KP7034 (57mm backset)	25.10	25.10			
	2 P014/13 50mm Diameter Profile Escutcheons	34.66	34.66			
		154.74	154.74			
	2 C37 Keys	22.04	22.04			
		176.78	176.78			
FINAL EXIT DOOR - SHUNTED MORTICE DEADLOCKS TO GRADE 4 OF PD 6662:2004						
OPTION 7.1	MDD27A mortice deadlock. - Timber doors-	<i>Stock</i>	<i>Stock</i>	<i>Order</i>	<i>Stock</i>	<i>Order</i>
	Deadlock operated by key from outside and inside. For use with 25mm (1") door stops.					
	1 MDD27A with Alarm Forend, European Bolt	148.37	148.37	148.37	148.37	148.37
	1 P001/53 Locking Plate	12.98	12.98	12.98	12.98	12.98
	1 P011/26 Sliding Escutcheon	11.75	11.75	11.75	11.75	11.75
	1 P011/27 Plain Escutcheon	7.86	7.86	7.86	7.86	7.86
		180.96	180.96	180.96	180.96	180.96
	2 C37 Keys	22.04	22.04	22.04	22.04	22.04
		203.00	203.00	203.00	203.00	203.00
OPTION 7.2	MD27A mortice deadlock. - Timber doors-	<i>Stock</i>	<i>Stock</i>	<i>Order</i>	<i>Stock</i>	<i>Order</i>
	Deadlock operated by key from outside and inside. For use with 13mm (1/2") door stops.					
	1 MD27A with Alarm Forend, European Bolt	148.37	148.37	148.37	148.37	148.37
	1 P001/53 Locking Plate	12.98	12.98	12.98	12.98	12.98
	1 P011/26 Sliding Escutcheon	11.75	11.75	11.75	11.75	11.75
	1 P011/27 Plain Escutcheon	7.86	7.86	7.86	7.86	7.86
		180.96	180.96	180.96	180.96	180.96
	2 C37 Keys	22.04	22.04	22.04	22.04	22.04
		203.00	203.00	203.00	203.00	203.00
OPTION 7.3	NS17AM mortice deadlock. - Metal doors -	<i>N/A</i>	<i>Stock</i>	<i>N/A</i>	<i>N/A</i>	<i>N/A</i>
	Deadlock operated by key from outside and inside. For use on Narrow Style Metal and Wooden Doors.					
	1 NS17AM with Standard Forend, European Bolt		131.31			
	1 P001/75 Fixing Block Set (Includes plates for lock and escutcheon)		6.79			
	1 P011/26 Sliding Escutcheon		11.75			
			149.85			
	2 C37 Keys		22.04			
			171.89			

Bramah Security Equipment Ltd - 31 Oldbury Place, London W1U 5PT

BRAMAH PRODUCT RANGE - EXAMPLES OF THE MOST POPULAR LOCK SETS

Retail Price List Not Including VAT From 28th February 2011

		RRP £			BMA /	
OPTION 7.4	VNS27AM mortice hooklock. - Metal Doors-	Brass	SCP	PC	Nickel	Black
	Deadlock operated from outside and inside. For use on Very Narrow Style Metal and Wooden Doors.	N/A	Stock	N/A	Stock	N/A
	1 VNS27AM with Standard Forend.		158.79		158.79	
	1 P001/75 Fixing Block Set (Includes plates for lock and escutcheons)		6.79		6.79	
	1 P011/26 Sliding Escutcheon		11.75		11.75	
	1 P011/27 Plain Escutcheon		7.86		7.86	
			185.19		185.19	
	2 C37 Keys		22.04		22.04	
			207.23		207.23	

MORTICE SASH LOCKSET FOR BACK DOORS

OPTION 8.1	Bramah 22mm Profile Cylinder lock to be used with Mortice Sash Lock	<i>Order</i>	<i>Order</i>	<i>N/A</i>	<i>N/A</i>	<i>N/A</i>
	Sashlock operated by handle from both sides. Deadlock operated by Key from Both sides.					
	1 Bramah CP27 Double Sided Cylinder	94.98	94.98			
	1 KP7000 Imperial (45mm, 57mm, 82mm backset)	21.63	21.63			
	1 Frank Allart 5355 Sprung Handles Style 51mm Centres	98.76	98.76			
		215.37	215.37			
	2 C37 Keys	22.04	22.04			
		237.41	237.41			

OPTION 8.2	Bramah 22mm Profile Cylinder lock to be used with Mortice Sash Lock	<i>Order</i>	<i>Order</i>	<i>N/A</i>	<i>N/A</i>	<i>N/A</i>
	Sashlock operated by handle from both sides. Deadlock operated by Key from Both sides.					
	****SHOWROOM DISPLAY****					
	1 Bramah CP27 Double Sided Cylinder	94.98	94.98			
	1 B8001- Bramah Kaye (57mm backset)	49.02	49.02			
	1 Frank Allart 5355 Sprung Handles Style 50.3mm Centres	98.76	98.76			
		242.76	242.76			
	2 C37 Keys	22.04	22.04			
		264.80	264.80			

SWITCHES FOR SHUTTERS AND GARAGE DOORS

OPTION 9.1	Bramah 22mm Profile Lock to be used with Surface mounted boxes	<i>N/A</i>	<i>Stock</i>	<i>N/A</i>	<i>N/A</i>	<i>N/A</i>
	SHOWROOM DISPLAY					
	1 CP17\67		69.84			
	1 APB1 - 2T - An Orion two way Momentary close switch box - Open one Pole, key removable after contacting center position - Surface Fix		80.05			
			149.89			
	2 C37 Keys		22.04			
			171.93			

OPTION 9.2	Bramah 22mm Profile Lock to be used with Flush mounted boxes - Nickel					
	**** SHOWROOM DISPLAY ****					
	1 CP17\67		69.84			
	1 UPB1 - 2T - An Orion two way Momentary close switch box- Open one pole, key removable after contacting center position - Recessed		80.05			
			149.89			
	2 C37 Keys		22.04			
			171.93			